



Swimming 2025



Wednesday 19 March

Perth HPC

Outdoor 10 lane pool

H Division

Carnival Divisions 2025

A DIVISION | Wednesday 26 March

All Saints' College
CBC Fremantle
Chisholm Catholic College
Corpus Christi College
John XXIII College
Mazenod College
Mercedes College
Newman College
Sacred Heart College
St Brigid's College

C DIVISION | Tuesday 25 March

Bunbury Cathedral Grammar School
Frederick Irwin Anglican School
Lake Joondalup Baptist College
Mandurah Baptist College
Nagle Catholic College
St George's Anglican Grammar School
St Mary MacKillop College
Ursula Frayne Catholic College

E DIVISION | Friday 28 March

Carey Baptist College (Harrisdale)
John Paul College
Lumen Christi College
Mater Dei College
Servite College
St James' Anglican School
St Stephen's School (Carramar)
Tranby College

G DIVISION | Thursday 20 March

Austin Cove Baptist College
Grace Christian School
Holy Cross College
John Wollaston ACS
Quinns Baptist College
Rehoboth Christian College
St Joseph's College (Albany) **TBC**
St Joseph's School (Northam)

I DIVISION | Tuesday 18 March

Carmel School
Cornerstone Christian College **TBC**
Ellenbrook Christian College
Esperance ACS
Foundation Christian College
Fremantle Christian College
Southern Hills Christian College
St Andrew's Grammar

B DIVISION | Thursday 27 March

Guildford Grammar School
Kennedy Baptist College
Kolbe Catholic College
Mandurah Catholic College
Peter Moyes Anglican Community School
Prendiville Catholic College
St Mark's ACS
St Stephen's School (Dun Craig)

D DIVISION | Monday 24 March

Emmanuel Catholic College
Georgiana Molloy Anglican School
John Septimus Roe ACS
Kingsway Christian College
La Salle College
Seton Catholic College
St Norbert College
Swan Christian College

F DIVISION | Friday 21 March

Geraldton Grammar School
Helena College
Irene McCormack Catholic College
Living Waters Lutheran College
Peter Carnley Anglican Community School
Providence Christian College
South Coast Baptist College
Swan Valley Anglican Community School

H DIVISION | Wednesday 19 March

Aranmore Catholic College
Carey Baptist College (Forrestdale)
Court Grammar School
Geraldton Christian College
Mercy College
Mother Teresa Catholic College
Mundaring Christian College
St John Bosco College

J DIVISION | Monday 17 March

Alkimos Baptist College
Atlantis Beach Baptist College
Heritage College
Hillside Christian College
Immaculate Heart College
International School of Western Australia
Salvado Catholic College
The King's College

Lane 1



Aranmore Catholic College

Caps: white

Bathers: navy with red, grey & teal checkers; one-piece/jammers

Lane 2



Mercy College

Caps: navy blue with school name in gold

Bathers: navy blue & gold

Lane 3



Geraldton Christian College

Caps: bottle green with white logo

Bathers: navy blue. G: one piece, B: jammers/briefs

Lane 4



Court Grammar School

Caps: turquoise with dark blue lettering

Bathers: dark blue/black. G: one piece, B: jammers

Lane 5



Carey Baptist College, Forrestdale

Caps: teal

Bathers: black

Lane 6



Mundaring Christian College

Caps: light blue with white 'MCC'

Bathers: navy blue

Lane 7



Mother Teresa Catholic College

Caps: navy blue

Bathers: navy blue with grey & white trim

Lane 8



St John Bosco College

Caps: white with purple & teal school logo

Bathers: black / navy blue, teal & white insert

Entry, Exit & Seating Allocations

Schools

- All schools are to use exit route Gate C (East).
- Allocated seating for school Swimming Teams is as shown on the adjacent map.
- Schools will exit in the following order:
 - Geraldton
 - Mundaring
 - Court
 - Mother Teresa
 - Mercy
 - Aranmore
 - St John Bosco
 - Carey, F

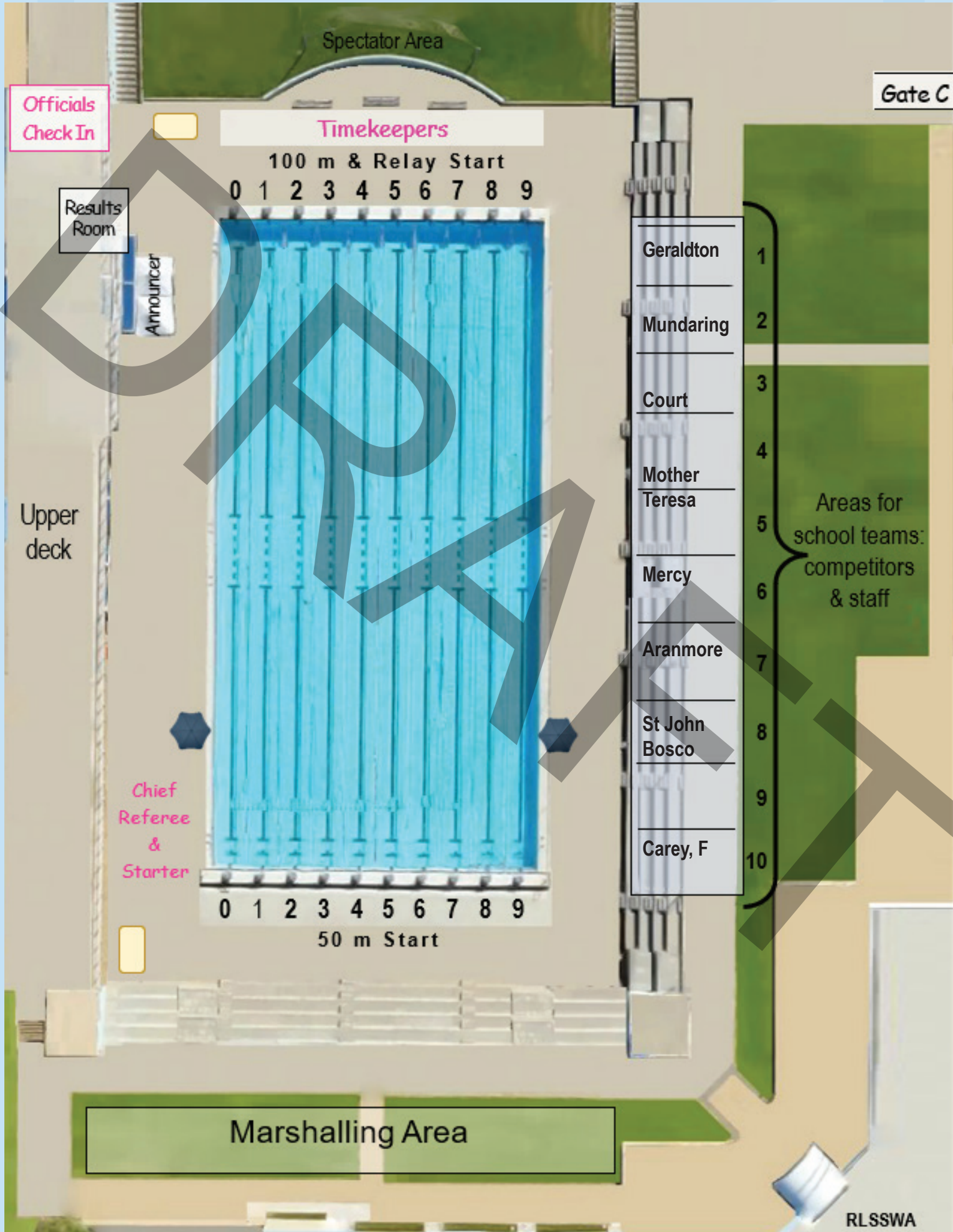
Parents/Public

- Public spectators are to use the main entrance (West).
- Public spectator seating areas are the North end grassed area and the West side upper deck.

Watch on the LiveStream

Get the link from your school's Sport Coordinator.

Venue Layout & Seating Allocations



PROGRAMME OF EVENTS – G, H & I DIVISIONS

#	Time	Event				Record			
1	10:00	100 m Freestyle	G	Open	Div I	59.10	2021	Crystal Edwards	St Stephen's (D)
2	10:04	100 m Freestyle	B	Open	Div I	52.99	2024	Alexander Sillitoe	Carey BC (H)
2B		50 m Freestyle	G		MC	www.accsport.asn.au/carnivals/swimming/records			
2C		50 m Freestyle	B		MC				
3	10:08	50 m Freestyle	G	U13	Div III	28.31	2021	Kaci Curtis	Emmanuel CC
4	10:10	50 m Freestyle	G	U13	Div II				
5	10:12	50 m Freestyle	G	U13	Div I				
6	10:14	50 m Freestyle	B	U13	Div III	28.60	2018	Jacob Hale	John Wollaston
7	10:16	50 m Freestyle	B	U13	Div II				
8	10:18	50 m Freestyle	B	U13	Div I				
9	10:20	50 m Freestyle	G	U14	Div III	28.69	2022	Emma Stewart	Sacred Heart
10	10:22	50 m Freestyle	G	U14	Div II				
11	10:24	50 m Freestyle	G	U14	Div I				
12	10:26	50 m Freestyle	B	U14	Div III	26.83	2019	Jacob Hale	John Wollaston
13	10:28	50 m Freestyle	B	U14	Div II				
14	10:30	50 m Freestyle	B	U14	Div I				
15	10:32	50 m Freestyle	G	U15	Div III	26.54	2022	Sylvia Czajko	John XXIII
16	10:34	50 m Freestyle	G	U15	Div II				
17	10:36	50 m Freestyle	G	U15	Div I				
18	10:38	50 m Freestyle	B	U15	Div III	25.62	2022	Sam Carmignani	Sacred Heart
19	10:40	50 m Freestyle	B	U15	Div II				
20	10:42	50 m Freestyle	B	U15	Div I				
21	10:44	50 m Freestyle	G	U19	Div III	28.40	2008	Rebecca Blevins	Mater Dei
22	10:46	50 m Freestyle	G	U19	Div II				
23	10:48	50 m Freestyle	G	U19	Div I				
24	10:50	50 m Freestyle	B	U19	Div III	24.50	2021	Damian Badenhorst	Austin Cove BC
25	10:52	50 m Freestyle	B	U19	Div II				
26	10:54	50 m Freestyle	B	U19	Div I				
27	10:58	4 x 50 m Medley	G	Open	Div I	2:08.97	2009		Iona
28	11:02	4 x 50 m Medley	B	Open	Div I	1:53.25	2015		St Mark's ACS
28B		50 m Breaststroke	G		MC	www.accsport.asn.au/carnivals/swimming/records			
28C		50 m Breaststroke	B		MC				
29	11:06	50 m Breaststroke	G	U13	Div II	37.05	2016	Crystal Edwards	St Stephen's (D)
30	11:09	50 m Breaststroke	G	U13	Div I				
31	11:12	50 m Breaststroke	B	U13	Div II	36.64	2021	Jack Woods	CBC Fremantle
32	11:15	50 m Breaststroke	B	U13	Div I				
33	11:18	50 m Breaststroke	G	U14	Div II	36.81	2010	Logan Bristow	St Brigid's
34	11:21	50 m Breaststroke	G	U14	Div I				
35	11:24	50 m Breaststroke	B	U14	Div II	34.27	2014	Benjamin Dearle	Chisholm
36	11:27	50 m Breaststroke	B	U14	Div I				
37	11:30	50 m Breaststroke	G	U15	Div II	34.00	2018	Crystal Edwards	St Stephen's (D)
38	11:33	50 m Breaststroke	G	U15	Div I				

39	11:36	50 m Breaststroke	B	U15	Div II		32.19	2023	Jack Woods	CBC Fremantle
40	11:39	50 m Breaststroke	B	U15	Div I					
41	11:42	50 m Breaststroke	G	U19	Div II		33.76	2018	Lauren Gastevich	St Stephen's (D)
42	11:45	50 m Breaststroke	G	U19	Div I					
43	11:48	50 m Breaststroke	B	U19	Div II		30.54	2016	George Harley	Sacred Heart
44	11:51	50 m Breaststroke	B	U19	Div I					
44B		50 m Butterfly	G		MC		www.accsport.asn.au/carnivals/swimming/records			
44C		50 m Butterfly	B		MC					
45	11:54	50 m Butterfly	G	U13	Div I		31.53	2011	Tamsin Cook	St Mark's ACS
46	11:57	50 m Butterfly	B	U13	Div I		31.24	2018	Jacob Hale	John Wollaston
47	12:00	50 m Butterfly	G	U14	Div I		29.69	2018	Morgan Knox	Sacred Heart
48	12:03	50 m Butterfly	B	U14	Div I		28.19	2019	Jacob Hale	John Wollaston
49	12:06	50 m Butterfly	G	U15	Div I		28.91	2018	Crystal Edwards	St Stephen's (D)
50	12:09	50 m Butterfly	B	U15	Div I		27.05	2018	Damian Badenhorst	Austin Cove BC
51	12:12	50 m Butterfly	G	U19	Div I		28.69	2012	Danae Okulicz	Kingsway
52	12:15	50 m Butterfly	B	U19	Div I		25.82	2021	Damian Badenhorst	Austin Cove BC
52B		50 m Backstroke	G		MC		www.accsport.asn.au/carnivals/swimming/records			
52C		50 m Backstroke	B		MC					
53	12:18	50 m Backstroke	G	U13	Div II		32.53	2021	Kaci Curtis	Emmanuel CC
54	12:20	50 m Backstroke	G	U13	Div I					
55	12:22	50 m Backstroke	B	U13	Div II		33.53	2018	Jacob Hale	John Wollaston
56	12:24	50 m Backstroke	B	U13	Div I					
57	12:26	50 m Backstroke	G	U14	Div II		32.87	2004	Kirstie Briggs	Prendville
58	12:28	50 m Backstroke	G	U14	Div I					
59	12:30	50 m Backstroke	B	U14	Div II		31.42	2016	Jacob Dearle	Chisholm
60	12:32	50 m Backstroke	B	U14	Div I					
61	12:34	50 m Backstroke	G	U15	Div II		31.30	1981	K Harken	Stella Maris
62	12:36	50 m Backstroke	G	U15	Div I					
63	12:38	50 m Backstroke	B	U15	Div II		29.62	2007	Peter D'Agostino	Mater Dei
64	12:40	50 m Backstroke	B	U15	Div I					
65	12:42	50 m Backstroke	G	U19	Div II		31.54	1998	Louise Scharf	Corpus Christi
66	12:44	50 m Backstroke	G	U19	Div I					
67	12:46	50 m Backstroke	B	U19	Div II		27.71	2023	Tom Prowton	Peter Moyes
68	12:48	50 m Backstroke	B	U19	Div I					
69	12:52	4 x 50 m Free	G	U13	Div I		2:08.12	2018		Mandurah CC
70	12:56	4 x 50 m Free	B	U13	Div I		2:05.07	2017		Sacred Heart
71	1:00	4 x 50 m Free	G	U14	Div I		2:01.66	2021		John XXIII
72	1:04	4 x 50 m Free	B	U14	Div I		1:56.70	2012		CBC Fremantle
73	1:08	4 x 50 m Free	G	U15	Div I		1:59.14	2007		Iona
74	1:12	4 x 50 m Free	B	U15	Div I		1:50.51	2023		CBC Fremantle
75	1:16	4 x 50 m Free	G	U19	Div I		1:57.78	2010		Iona
76	1:20	4 x 50 m Free	B	U19	Div I		1:41.01	2015		St Mark's ACS

Teams assemble: 1:30 pm

Presentations: 1:35 pm

AGE CLASSIFICATION & CATEGORIES

	Junior	Senior
A, B, C & D Division	U13, U14 & U15	U16, U17 & U19
E & F Divisions	U13, U14 & U15	U16 & U19
G, H & I Divisions	U13 & U14	U15 & U19
J Division	U13 & U14	U19

- All ACC carnivals will use the cut-off date **30th June** for age group classification.
- Competitors are permitted to compete in one age group only, for all events.
- A competitor who qualifies to compete in U14, but elects to compete in U15 for his or her FIRST EVENT, must remain in U15 for all other events, including relays.

AWARDS

At all carnivals, team shields are awarded in the following 7 categories:

Junior Boys	Senior Boys	Aggregate Boys	Combined Aggregate
Junior Girls	Senior Girls	Aggregate Girls	

Age Champions and All Stars

Individual age champions are not announced at the carnivals; they will be posted on the ACC website after the carnival and winners will receive a certificate of acknowledgment.

Following the series of carnivals, the ACC will compare all results across all carnival divisions and select an honorary 'All Stars' team of the best performers in each event. Students selected in the All Stars team will receive a certificate of acknowledgment and an ACC 'All Stars' pin.

RESULTS

Carnival results will be available online at www.accsport.asn.au/carnivals/swimming/results/2025.

Post Carnival

The **final** determination of results will take place three days after the completion of the carnival. After this stage of the scoring process the results are final, and if points scores differ from those announced at the carnival, the schools involved will be notified and, if necessary, shields are to be transferred using minimum process. Final point tallies will also be listed in the 2025 ACC Year Book.

POINTS ALLOCATION	1st	2nd	3rd	4th	5th	6th	7th	8th
Div I	12	11	10	9	8	7	6	5
Divs II & III	8	7	6	5	4	3	2	1
Relays Div I	24	22	20	18	16	14	12	10
Relays Div II	16	14	12	10	8	6	4	2

EVENT RULES

- ACC swimming carnivals are conducted using Swimming WA officials under *World Aquatics* rules, except if stated otherwise in the ACC Swimming Operations Manual.
- **The *World Aquatics* “one start” rule (SW 4.4) is used as follows.**
 - The Start:** Any swimmer initiating a start before the signal may be disqualified. If the starting signal sounds before the disqualification is declared, the race shall continue and the swimmer/s shall be disqualified upon completion of the race. If the disqualification is declared before the starting signal, the signal shall not be given, but the remaining swimmers shall be called back and start again. The referee repeats the starting procedure beginning with the long whistle (the second one for backstroke).
 - Interpretation:** After all swimmers are stationary (SW 4.1), any swimmer who moves before the starting signal may be disqualified if such movement is observed and confirmed by both the starter and referee (SW 2.1.6).
 - ACC amendment:** All swimmers disqualified at the start shall still be allowed to swim in the race. This difference to *World Aquatics* rules is to encourage participation and allow school aged competitors the opportunity to swim in their race regardless of their result.
- **Use of video evidence:** Although school staff/parents/spectators may take video or photographic recordings of their own students, no video recording is to be used as evidence for results or an appeal. This rule applies across all ACC sport carnivals. Only in cases where the organising ACC staff deem it appropriate, may authorized event officials video record events or use video recordings for adjudication purposes.
- **C - J division:** Rules are modified to allow Swimming WA officials the authority to use their discretion and common sense when adjudicating on rule infringements. Disqualifications should only be called if the infringement provides the swimmer with a clear and unfair advantage or causes disadvantage to another swimmer.
- Competitors must swim in their official school swimming cap and bathers. Competition racing bathers must meet *World Aquatics* requirements.
- Competitors may swim in only one division of any event.
- In A-F division carnivals, a competitor may only swim in one individual Freestyle event (either 100 m or 50 m, not both).
- In G-J division carnivals, a competitor may swim in both individual Freestyle events (i.e. both the 100m and the 50m).
- In G-J division carnivals only, the 100m Freestyle and Medley Relay events are Open, therefore swimmers from any age group may compete in these events and still maintain their age group status. E.g. A swimmer competing in the U/14 age category for all other events may also compete in the Open 100m freestyle and the Open medley relay.
- Swim order for medley relays is as follows: Backstroke, Breaststroke, Butterfly, Freestyle.
- The ratified result placings will be determined by the following.
 - 1st consideration:** Electronic timing based on the touchpad time.If discrepancy occurs due to malfunction in electronic timing/judging or touch pad not being activated
 - 2nd consideration:** Lane timekeepers semi-automatic timing back-up mechanism, based on the slower of the two times (or middle of the three times in A/B division carnivals).
 - 3rd consideration:** The Referee’s decision, based upon the manual place judging.
 - Note:** In the event of a touch pad or back-up button failing to register a time the competitor will be given an adjusted time relevant to their place.

HISTORY OF RESULTS

A History of Results of the ACC annual divisional carnivals from 1943 to 2024 can be viewed on the ACC website. Scanning this QR code will take you there.



2024 H Division Winners
Grace Christian School

H Division Shield Holders 2024

Overall Aggregate

Grace Christian

Overall Boys

Grace Christian

Overall Girls

Grace Christian

Senior Boys

Grace Christian

Senior Girls

Grace Christian

Junior Boys

Court Grammar



Junior Girls

Grace Christian





Real-time results
can also be viewed via the
Meet Mobile: Swim app.



Check out the ACC socials for
other updates on the day.



[instagram.com/accsport1](https://www.instagram.com/accsport1) #accsport





ACC Sports

LiveStream

Swimming

Catch it live on  Streamer

Get the link from your school's
Sport Coordinator